

BEARINGS FOR THE + AGRICULTURAL INDUSTRY



As one of the world's leading manufacturers of rolling bearings, linear technology components and steering systems, we can be found on almost every continent – with production facilities, sales offices and technology centres – because our customers appreciate short decision-making channels, prompt deliveries and local service.



The NSK company

NSK commenced operations as the first Japanese manufacturer of rolling bearings back in 1916. Ever since, we have been continuously expanding and improving not only our product portfolio but also our range of services for various industrial sectors. In this context, we develop technologies in the fields of rolling bearings, linear systems, components for the automotive industry and mechatronic systems. Our research and production facilities in Europe, Americas and Asia are linked together in a global technology

network. Here we concentrate not only on the development of new technologies, but also on the continuous optimisation of quality – at every process stage.

Among other things, our research activities include product design, simulation applications using a variety of analytical systems and the development of different steels and lubricants for rolling bearings.

Partnership based on trust – and trust based on quality

Total Quality by NSK: The synergies of our global network of NSK Technology Centres. Just one example of how we meet our requirements for high quality.

NSK is one of the leading companies with a long tradition in patent applications for machine parts. In our worldwide research centres, we not only concentrate on the development of new technologies, but also on the continual improvement

of quality based on the integrated technology platform of tribology, material technology, analysis and mechatronics.

More about NSK at www.au.nsk.com or call us on + 61 (3) 9765 4400



Agricultural applications present considerable challenges for all mechanical components. Contamination, moisture, vibration and shock loads are just some of the factors which these components have to cope with. As one of the world's leading bearing manufacturers, NSK has risen to this challenge. In addition to a wide range of standard components, the company is highly flexible when it comes to developing special, customised solutions for its customers. NSK's Neuweg production site in Munderkingen, Germany, in particular specialises in bespoke solutions of this kind.

Established in 1954, Neuweg has a tradition of manufacturing bearings, primarily for agricultural machinery. Neuweg became part of the NSK Group in 1990. Staff at the site now develop NSK, RHP and NWG (Neuweg) branded products and produce them in line with NSK's premium standards of quality.



Agri Disc Hub bearing units

The NSK Agri Disc Hub bearing units use double-row angular-contact ball bearings which are capable of accommodating heavy radial and axial loads.

The units are screwed straight onto the discs, with an O-ring set into the bearing housing (**figure 2**) protecting the bearing from contamination and moisture on this side.

On the arm side of the unit, the bearing is protected by a cassette seal developed specially for this use (**figure 1**). This seal has successfully withstood extensive testing and can even handle tough operating conditions like the use of liquid manure.

In addition to this, the cassette seal prevents moisture and water from getting into the unit, even if the machine is cleaned with pressure washers after use (**figure 3**).

The bearings are also protected by a DDU seal. This stops lubricant from escaping, ensuring maintenance-free running.

The Agri Disc Hubs use a high-performance lubricant developed by NSK specifically for conditions of this kind.



Figure 1: Cassette seal



Figure 2: O-ring seal



Photo courtesy of Kverneland AS



Figure 3: Tested using a water jet for 200 hours
At the end of the test, there was no sign of water having penetrated the cassette seal.

Product advantages: the Agri Disc Hub

Advantages for machine manufacturers:

Factor	Description	Savings
Development	In addition to standard ranges, NSK offers solutions for specific customers and applications. The machine manufacturer does not need to invest in in-house development.	Engineering capacity, development costs
Testing	Thanks to NSK's experience and core specialisms such as seal technology, bearing design and the development of bearing assemblies there is no need for extensive tests on individual components and assemblies. The use of tried and tested technology provides additional safeguards.	Engineering capacity, test benches – in some cases for individual components as well – field testing
Procurement and logistics	Clients source a complete solution. There is no need for different suppliers and individual components to be audited and approved. Storage and materials planning for these individual components is also eliminated.	Purchasing and procurement capacity, storage
Assembly	There is no time-consuming assembly of various individual components: the Agri Disc Hub is mounted straight to the machinery.	Assembly time
Guarantee	Defect analyses, diagnostics, etc. become superfluous.	Defect analyses, repairs, guarantee

Advantages for farmers:

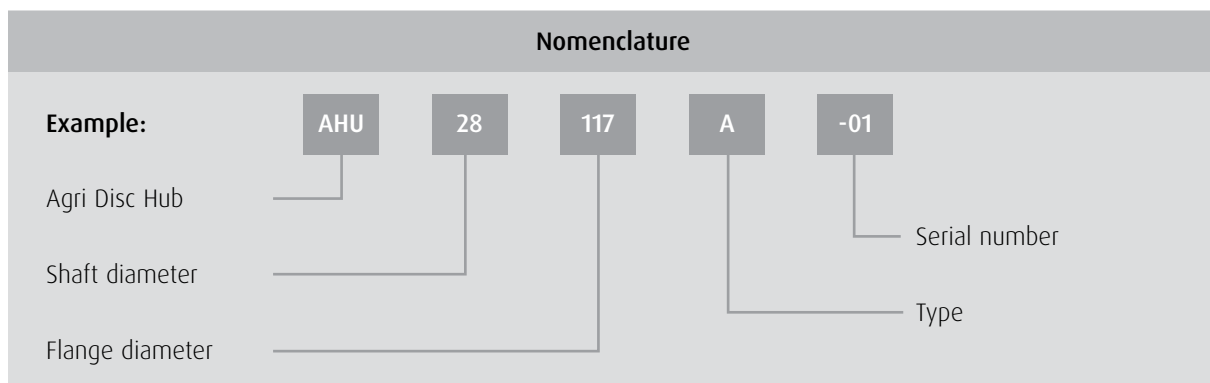
Factor	Description	Savings
Productivity	No need for repairs due to bearing failures caused by insufficient lubrication and contamination. This increases the machinery's availability.	Downtime, spare parts, repair service
Contamination	Field tests have proved that the cassette seal developed specially for the NSK Agri Disc Hubs provides reliable protection from contamination such as clay, sand, dust, plant fibres, liquid manure and other fertilisers, water and moisture ingress. The cassette seal is also protected from stones by a steel disc.	Bearing failures caused by contamination (increases service life by between five and ten times*)
Lubrication/grease	NSK Agri Disc Hubs are sealed bearing units with lifelong lubrication. This means there is no need for regreasing.	Saves time and prevents grease leakage in the field (saves approx. 25 kg of lubricant a year and approx. ½ hour per day of use, depending on the machine*)

* All figures are the result of field tests in close collaboration with customers and internal investigations.

Nomenclature

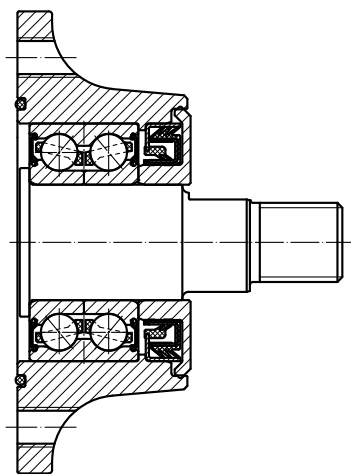
NSK currently makes Agri Disc Hubs for disc diameters of up to 800 mm. Various flanged and shaft types are available.

The product range is constantly being expanded in close collaboration with our customers. Bespoke solutions can usually also be developed without any problems.



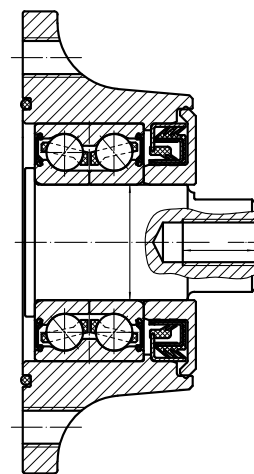
Type A

Attached to the machine arm via an external thread



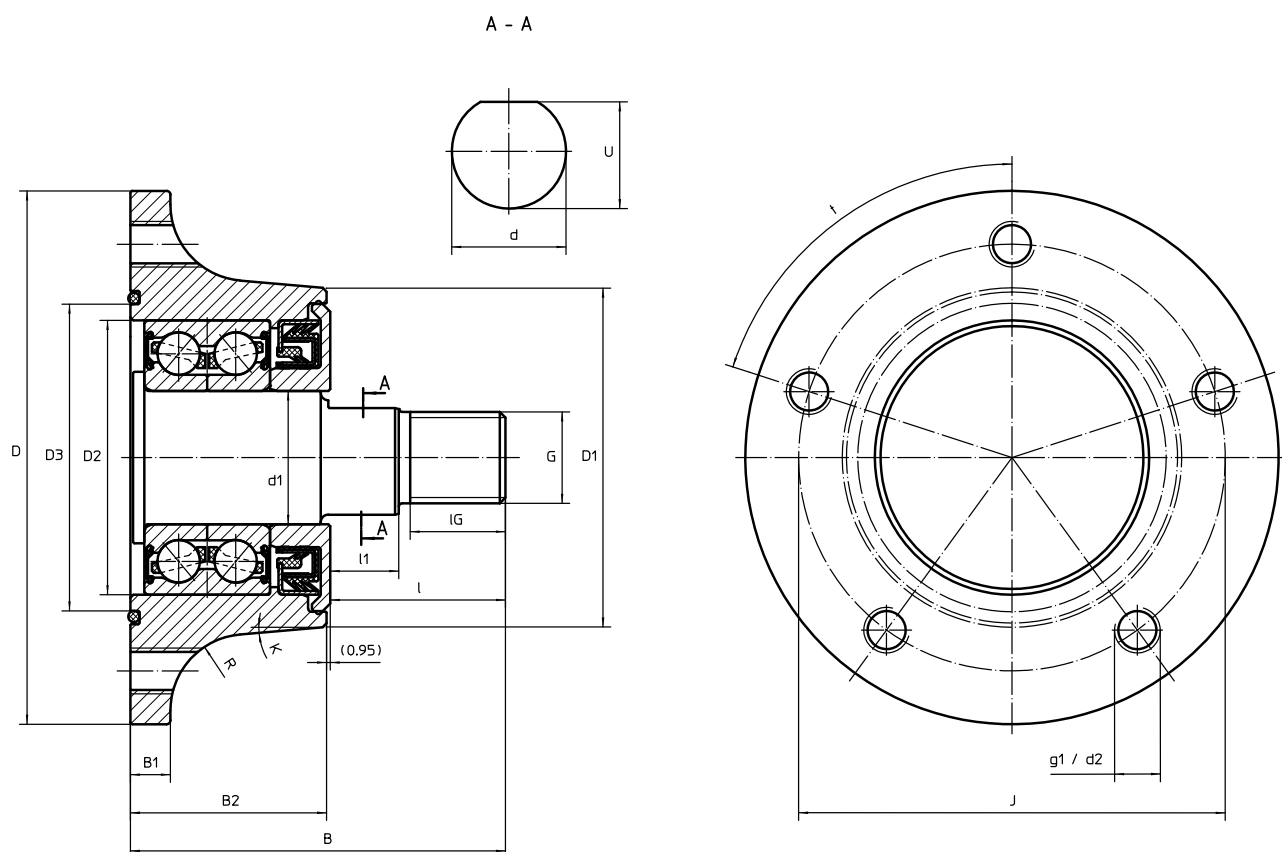
Type B

Attached to the machine arm via an internal thread



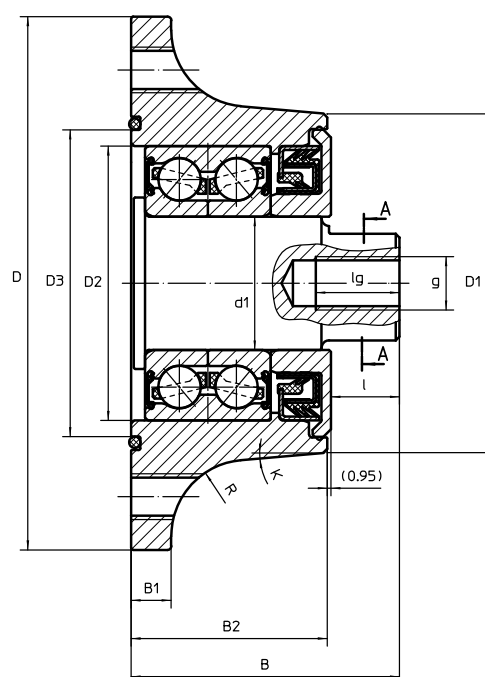
Product range

Type A



NSK Ref No.	d	D	G/g	l _g /l _g	d ₁	J	g ₁	d ₂	D ₁	K	
AHU20095A-01	20	95	M16 x 1.5	21.0	20	80	M8 x 1.25	-	60	3°	
AHU20095B-01	20	95	M14 x 1.5	20.0	20	80	M8 x 1.25	-	60	3°	
AHU20100A-01	20	100	M16 x 1.5	24.5	20	80	-	8.5	56	-	
AHU20100B-01	20	100	M14 x 1.5	20.0	20	80	-	8.5	56	-	
AHU28117A-01	28	117	M22 x 1.5	25.0	30	98	M12 x 1.25	-	74	-	
AHU28117A-02	28	117	M22 x 1.5	25.0	30	98	M12 x 1.25	-	74	-	
AHU28117A-03	28	117	M22 x 1.5	25.0	30	98	M12 x 1.25	-	74	-	
AHU30140A-01	30	140	M24 x 2.0	25.0	35	112	M12 x 1.50	-	89	5°	
AHU34120B-01	34	120	M20 x 2.5	26.0	35	100	M10 x 1.50	-	89	2°	
AHU34140B-01	34	140	M20 x 2.5	26.0	35	120	M10 x 1.00	-	89	5°	
AHU44140B-01	44	140	M24 x 2.0	26.0	45	122	M12 x 1.75	-	100	-	
Customer request:											

Type B



	R	D ₂	D ₃	I	I ₁	U	B	B ₁	B ₂	t	Disc Diameter*	Design
	3	47	55.0	33.6	10.6	18.5	71.60	8.00	38.00	6 x 60°	up to 500mm	A
	3	47	55.0	14.0	-	18.5	52.00	8.00	38.00	6 x 60°	up to 500mm	B
	3	47	60.0	35.0	10.5	18.5	73.00	7.00	38.00	5 x 72°	up to 500mm	A
	3	47	60.0	14.0	-	18.5	52.00	7.00	38.00	5 x 72°	up to 500mm	B
	6	66	70.0	42.0	13.0	25.5	102.00	10.50	60.00	4 x 90°	up to 700mm	A
	6	66	70.0	42.0	13.0	25.5	102.00	10.50	60.00	5 x 72°	up to 700mm	A
	6	66	70.0	42.0	13.0	25.5	102.00	10.50	60.00	6 x 60°	up to 700mm	A
	20	72	80.0	46.0	18.0	28.0	98.45	10.50	52.45	5 x 72°	up to 700mm	A
	20	72	75.5	14.0	-	31.0	66.45	13.30	52.45	6 x 60°	up to 700mm	B
	20	72	80.5	19.0	-	31.0	71.45	10.50	52.45	4 x 90°	up to 700mm	B
	20	83	90.5	14.0	-	40.0	79.75	10.00	64.80	6 x 60°	up to 800mm	B

* The disc diameters provided only serve as a point of reference because the suitability of the Agri Disc Hubs depends to a large extent on the application and operating conditions.

Examination following field testing



Typical picture of a compact disc harrow covered in dirt following the use of liquid manure.



An NSK employee removing the unit from the machine arm.




The picture shows that no contamination or rust is present beyond the o-ring.



No dirt was able to get through the cassette seal. The seal is in outstanding condition.



Once the bearing had been dismantled, no dirt was found inside the bearing or in the lubricant.



There is no sign of damage or wear to the raceways.

Result of the examination:

Although the Agri Disc Hub bearing unit was used in extreme operating conditions in a compact disc harrow incorporating liquid manure, the bearing showed no signs of contamination, damage or wear. The Agri Disc Hub – and therefore the compact disc harrow – could have remained in use with no problems at all.

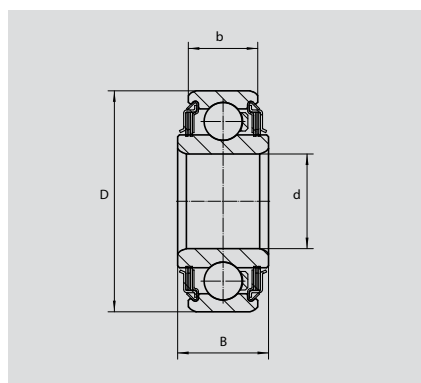
*Fieldtest 3.000ha

Special bearings for the agricultural sector

In addition to standard bearings, there is great demand for special bearings tailored to customers' specific needs or certain applications, especially in agriculture. NSK's Neuweg site in Germany specialises in bespoke solutions of this kind, which are produced alongside the standard ranges of double-row ball bearings, rollers and take-up units.

Ultra-sealed take-up units

Nomenclature				
Example:	2	02	DL	S
Series (6)2 with an extended inner ring				Sheet metal cover
Bore size				Number of sealing lips (SL = single lip, DL = double lip)


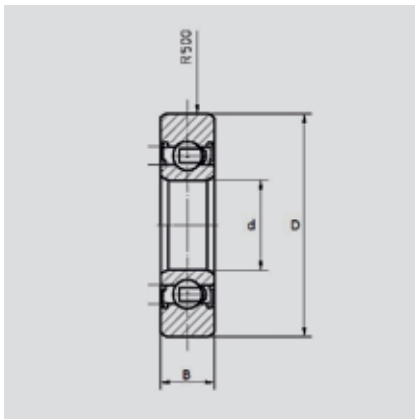
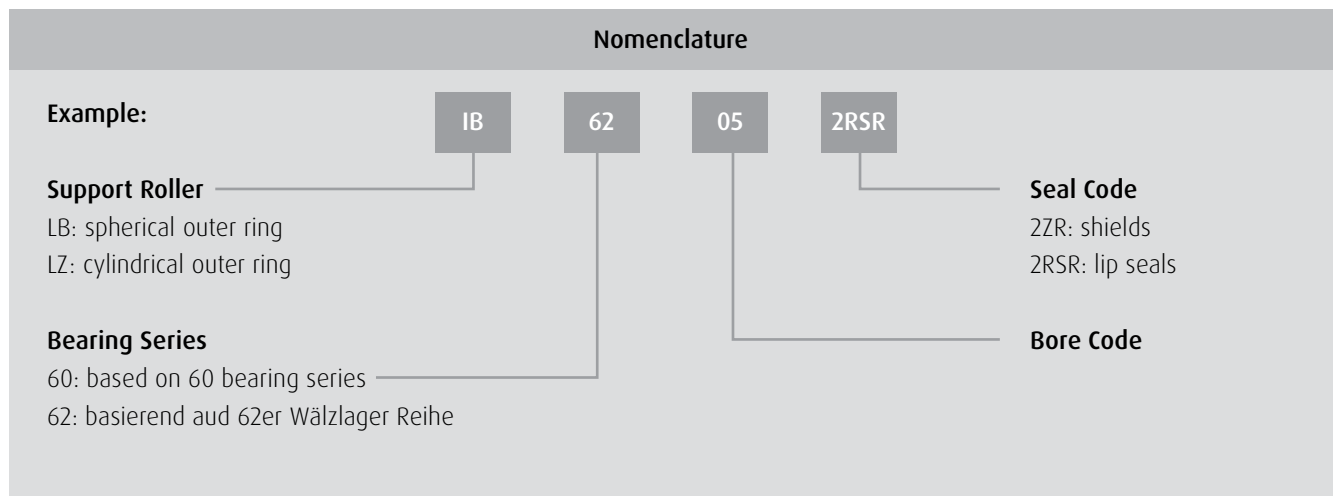


Ref. No.	d (mm)	D (mm)	b (mm)	B(mm)	C (kn)	Co (kn)
202-DLS	15	35	11	14.4	7.65	3.75
204-DLS	20	47	14	17.7	12.80	6.60

NSK offers a wide range of ultra-sealed and application-optimised take-up units. The bearings are available with a single- or double-lip seal made from a special material which is extremely abrasion-resistant. The seals are also protected by a sheet metal cover. Field tests have shown that NSK bearings can last several times longer than comparable standard take-up units.

Special bearings for the agricultural sector

Single Row Support Rollers



- › Various seal options
- › Combination of lip seal and shield on request
- › In addition to the standard options of a cylindrical or spherical R 500 mm outer ring, other radii can be supplied at the customer's request

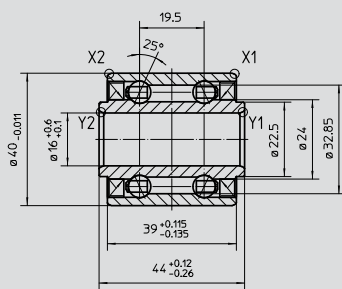
In addition to double-row support rollers from the standard Neuweg product portfolio, NSK offers single-row support rollers with a cylindrical or spherical outer diameter. As well as the standard radius of 500 mm, customised special solutions with spherical outer rings can be supplied. Furthermore, NSK offers support rollers with shields "ZR", lip seals "RSR" or a combination of a lip seal and shield "SO3" on request to provide the bearings with ideal protection from even the dirtiest of operating conditions.

Art. Nr.		d (mm)	D (mm)	B (mm)	C (kN)*	Co (kN)*	spherical outer ring
Lip Seal	Shield						
LB6200-2RSR	LB6200-2ZR	10	32	9	6.00	2.60	R500
LZ6200-2RSR	LZ6200-2ZR	10	32	9	6.00	2.60	-
LB6201-2RSR	LB6201-2ZR	12	35	10	6.90	3.10	R500
LZ6201-2RSR	LZ6201-2ZR	12	35	10	6.90	3.10	-
LB6202-2RSR	LB6202-2ZR	15	40	11	7.80	3.75	R500
LZ6202-2RSR	LZ6202-2ZR	15	40	11	7.80	3.75	-
LB6203-2RSR	LB6203-2ZR	17	47	12	9.55	4.75	R500
LZ6203-2RSR	LZ6203-2ZR	17	47	12	9.55	4.75	-
LB6204-2RSR	LB6204-2ZR	20	52	14	12.80	6.60	R500
LZ6204-2RSR	LZ6204-2ZR	20	52	14	12.80	6.60	-
LB6205-2RSR	LB6205-2ZR	25	62	15	14.20	7.90	R500
LZ6205-2RSR	LZ6205-2ZR	25	62	15	14.20	7.90	-
LB6206-2RSR	LB6206-2ZR	30	72	16	19.45	11.30	R500
LZ6206-2RSR	LZ6206-2ZR	30	72	16	19.45	11.30	-
LB6207-2RSR	LB6207-2ZR	35	80	17	25.50	15.30	R500
LZ6207-2RSR	LZ6207-2ZR	35	80	17	25.50	15.30	-
LB6208-2RSR	LB6208-2ZR	40	85	18	29.00	18.00	R500
LZ6208-2RSR	LZ6208-2ZR	40	85	18	29.00	18.00	-

* Load ratings calculated as ball bearings

Special bearings for the agricultural sector

Gage Wheel bearings



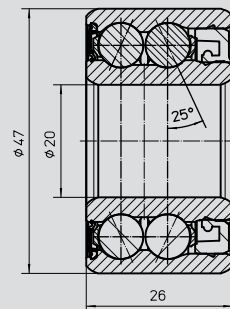
Part no.: 3203B-2WDRTNGB016

Description: Extra wide double-row angular-contact ball bearing with a radial shaft seal

Load ratings: C: 14.6 kN
C₀: 9.0 kN

Use: Cylinders, wheels, rollers, etc

Double-row angular-contact ball bearing



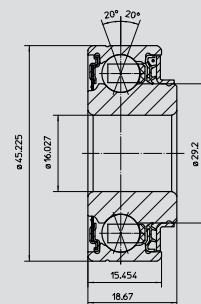

Part no.: 3204BRSRWDRB26TNG

Description: Double-row angular-contact ball bearing with a radial shaft seal on one side

Load ratings: C: 19.6 kN
C₀: 12.5 kN

Use: Sowing machines, strip tilling, tilling in general

Four-point contact bearing



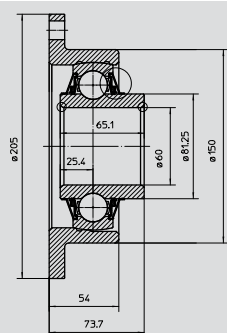


Part no.: QJ6204S03LSLB-1

Description: Four-point contact bearing with an extended inner ring, various special seals and a flinger on one side

Load ratings: C: 20 kN
C₀: 12.7 kN

Use: Sowing machines, strip tilling, tilling in general

Flanged bearing



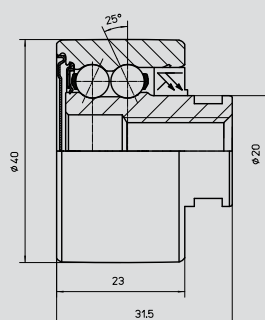
Part no.: 96080209

Description: Flanged bearing with a higher load rating, a triple-lip seal and a flinger

Load ratings: C: 81.7 kN
C₀: 51.85 kN

Use: Tilling

Roller



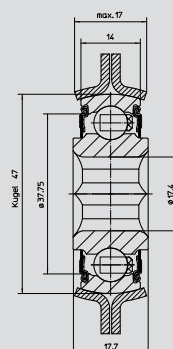
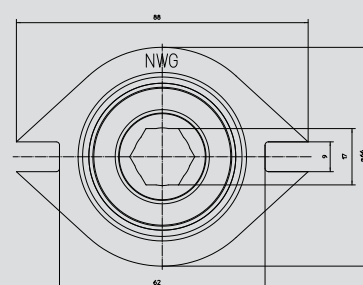
Part no.: 900027200

Description: Roller with a shield, a radial shaft seal on one side and a stainless steel inner ring

Load ratings: C: 10 kN
C₀: 6 kN

Use: Field choppers

Take-up unit with a sheet metal flange



Part no.: PA204-2S03TNGB06

Description: Take-up unit with a hexagonal bore and a galvanised sheet metal flange

Load ratings: C: 12.7 kN
C₀: 6.55 kN

Use: Sowing machines, combine harvesters

Disc harrow bearings

PDFN and DNF series

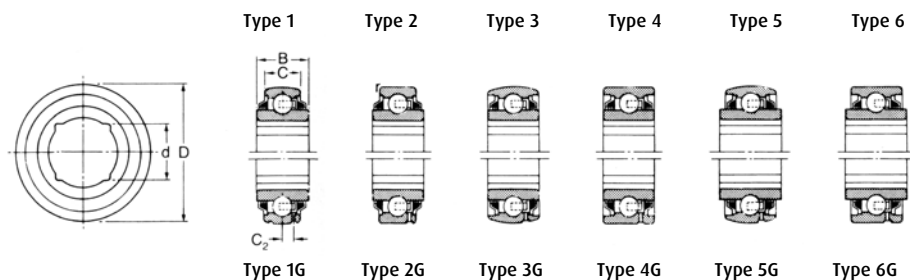
PDF and DF series for square shafts



Disc harrow bearings from the Self-Lube® series are also often used in agricultural machinery.

The bearings are produced under the RHP brand and come in a wide range of sizes and designs, including round and square bores. Because of the tough operating conditions they are exposed to, disc harrow bearings are supplied with a special triple-lip seal made from nitrile rubber reinforced with steel.


Square shaft		RHP code		Type	Square bore dimensions				External dimensions			
		Spherical outer diameter	Cylindrical outer diameter		d		Tolerance		D		B	
mm	Inch				mm	Inch	mm	Inch	mm	Inch	mm	Inch
	7/8	2/DNF240/7		1	23.09	0.909	-0.20	-0.008	80.00	3.150	36.51	1.438
	7/8	PDFN240/7Y		5	23.09	0.909	-0.20	-0.008	80.00	3.150	36.51	1.438
	1	DNF140/8Y		1	26.30	1.035	-0.20	-0.008	80.00	3.150	30.16	1.188
	1	DNF240/8Y		1	26.30	1.035	-0.20	-0.008	80.00	3.150	36.51	1.438
	1	2/DNF240/8		1	26.30	1.035	-0.20	-0.008	80.00	3.150	36.51	1.438
	1		DF140/8Y	2	26.30	1.035	-0.20	-0.008	80.00	3.150	30.16	1.188
	1		DF240/8Y	2	26.30	1.035	-0.20	-0.008	80.00	3.150	36.51	1.438
	1		2/DF240/8	2	26.30	1.035	-0.20	-0.008	80.00	3.150	36.51	1.438
	1	PDFN240/8Y		5	26.30	1.035	-0.20	-0.008	80.00	3.150	36.51	1.438
	1	1/PDFN240/8G		5G	26.30	1.035	-0.20	-0.008	80.00	3.150	36.51	1.438
	1		PDF240/8Y	6	26.30	1.035	-0.20	-0.008	80.00	3.150	36.51	1.438
	1 1/8	DNF140/9		1	29.44	1.159	-0.20	-0.008	80.00	3.150	30.16	1.188
	1 1/8	DNF240/9Y		1	29.44	1.159	-0.20	-0.008	80.00	3.150	36.51	1.438
	1 1/8	2/DNF240/9		1	29.44	1.159	-0.20	-0.008	80.00	3.150	36.51	1.438
	1 1/8		DF140/9Y	2	29.44	1.159	-0.20	-0.008	80.00	3.150	30.16	1.188
	1 1/8		2/DF240/9	2	29.44	1.159	-0.20	-0.008	80.00	3.150	36.51	1.438
	1 1/8	PDFN240/9Y		5	29.44	1.159	-0.20	-0.008	80.00	3.150	36.51	1.438
	1 1/8	PDFN240/9GY		5G	29.44	1.159	-0.20	-0.008	80.00	3.150	36.51	1.438
	1 1/8	1/PDFN240/9G		5G	29.44	1.159	-0.20	-0.008	80.00	3.150	36.51	1.438
	1 1/8		PDF240/9Y	6	29.44	1.159	-0.20	-0.008	80.00	3.150	36.51	1.438
	1 1/8	DNF145/9Y		1	29.44	1.159	-0.20	-0.008	85.00	3.347	30.16	1.188
	1 1/8	PDFN145/9Y		3	29.44	1.159	-0.20	-0.008	85.00	3.347	30.16	1.188
	1 1/8	PDFN245/9Y		5	29.44	1.159	-0.20	-0.008	85.00	3.347	36.51	1.438
	1 1/8	PDFN150/9Y		3	29.44	1.159	-0.20	-0.008	90.00	3.543	30.16	1.188
	1 1/8	PDFN150/9GY		3G	29.44	1.159	-0.20	-0.008	90.00	3.543	30.16	1.188
	1 1/8		PDF150/9Y	4	29.44	1.159	-0.20	-0.008	90.00	3.543	30.16	1.188
	1 1/8		PDF150/9GY	4G	29.44	1.159	-0.20	-0.008	90.00	3.543	30.16	1.188
	1 1/8	PDFN250/9Y		5	29.44	1.159	-0.20	-0.008	90.00	3.543	36.51	1.438
30		DNF240/9AY		1	30.94	1.218	-0.20	-0.008	80.00	3.150	36.51	1.438
30		DNF145/9AY		1	30.94	1.218	-0.20	-0.008	85.00	3.347	30.16	1.188
30			DF240/9AY	2	30.94	1.218	-0.20	-0.008	85.00	3.347	36.51	1.438
	1 1/4	DNF145/10Y		1	32.95	1.297	-0.20	-0.008	85.00	3.347	30.16	1.188
	1 1/4	DNF245/10Y		1	32.95	1.297	-0.20	-0.008	85.00	3.347	36.51	1.438
	1 1/4	DNF245/10GY		1G	32.95	1.297	-0.20	-0.008	85.00	3.347	36.51	1.438
	1 1/4	PDFN245/10Y		5	32.95	1.297	-0.20	-0.008	85.00	3.347	36.51	1.438
	1 1/4	PDFN145/10GY		5G	32.95	1.297	-0.20	-0.008	85.00	3.347	36.51	1.438
	1 1/4		PDF245/10Y	6	32.95	1.297	-0.20	-0.008	85.00	3.347	36.51	1.438
	1 1/4	DNF155/10Y		1	32.95	1.297	-0.20	-0.008	100.00	3.937	33.34	1.312
	1 1/2	DNF155/12AY		1	39.12	1.540	-0.20	-0.008	100.00	3.937	33.34	1.312
	1 1/2	PDFN155/12Y		3	39.12	1.540	-0.20	-0.008	100.00	3.937	33.34	1.312
	1 1/2	PDFN155/12GY		3G	39.12	1.540	-0.20	-0.008	100.00	3.937	33.34	1.312
	1 1/2		PDF155/12Y	4	39.12	1.540	-0.20	-0.008	100.00	3.937	33.34	1.312
	1 1/2		PDF155/12GY	4G	39.12	1.540	-0.20	-0.008	100.00	3.937	33.34	1.312
40		DNF155/12AY		1	41.20	1.622	-0.20	-0.008	100.00	3.937	33.34	1.312
40			PDF155/12AY	4	41.20	1.622	-0.20	-0.008	100.00	3.937	33.34	1.312



External dimensions							Load ratings				Speed limit	Weight	
	C		C ₂		r		C _r		C _{or}				
	mm	Inch	mm	Inch	mm	Inch	N	lbf	N	lbf	rpm	kg	lb
	18.00	0.709	-	-	-	-	29,100	6,540	17,900	4,020	650	0.74	1.62
	30.16	1.188	-	-	-	-	29,100	6,540	17,900	4,020	650	0.89	1.96
	21.00	0.827	-	-	-	-	29,100	6,540	17,900	4,020	650	0.63	1.39
	21.00	0.827	-	-	-	-	29,100	6,540	17,900	4,020	650	0.69	1.52
	18.00	0.709	-	-	-	-	29,100	6,540	17,900	4,020	650	0.62	1.37
	21.00	0.827	-	-	1.00	0.039	29,100	6,540	17,900	4,020	650	0.63	1.39
	21.00	0.827	-	-	1.00	0.039	29,100	6,540	17,900	4,020	650	0.69	1.52
	18.00	0.709	-	-	1.00	0.039	29,100	6,540	17,900	4,020	650	0.72	1.59
	30.16	1.188	-	-	-	-	29,100	6,540	17,900	4,020	650	0.81	1.79
	24.00	0.945	6.20	0.244	-	-	29,100	6,540	17,900	4,020	650	0.79	1.75
	30.16	1.188	-	-	1.00	0.039	29,100	6,540	17,900	4,020	650	0.81	1.79
	21.00	0.827	-	-	-	-	29,100	6,540	17,900	4,020	650	0.59	1.30
	21.00	0.827	-	-	-	-	29,100	6,540	17,900	4,020	650	0.63	1.39
	18.00	0.709	-	-	-	-	29,100	6,540	17,900	4,020	650	0.58	1.28
	21.00	0.827	-	-	1.00	0.039	29,100	6,540	17,900	4,020	650	0.59	1.30
	18.00	0.709	-	-	1.00	0.039	29,100	6,540	17,900	4,020	650	0.58	1.28
	30.16	1.188	-	-	-	-	29,100	6,540	17,900	4,020	650	0.75	1.66
	30.16	1.188	6.20	0.244	-	-	29,100	6,540	17,900	4,020	650	0.75	1.66
	24.00	0.945	6.20	0.244	-	-	29,100	6,540	17,900	4,020	650	0.70	1.54
	30.16	1.188	-	-	1.00	0.039	29,100	6,540	17,900	4,020	650	0.75	1.66
	22.00	0.866	-	-	-	-	32,500	7,310	20,500	4,610	600	0.70	1.54
	30.16	1.188	-	-	-	-	32,500	7,310	20,500	4,610	600	0.78	1.72
	30.16	1.188	-	-	-	-	32,500	7,310	20,500	4,610	600	0.83	1.83
	30.16	1.188	-	-	-	-	35,000	7,870	23,200	5,220	550	0.95	2.11
	30.16	1.188	6.70	0.264	-	-	35,000	7,870	23,200	5,220	550	0.95	2.11
	30.16	1.188	-	-	1.00	0.039	35,000	7,870	23,200	5,220	550	0.95	2.11
	30.16	1.188	6.70	0.264	1.00	0.039	35,000	7,870	23,200	5,220	550	0.95	2.11
	30.16	1.188	-	-	-	-	35,000	7,870	23,200	5,220	550	1.01	2.25
	21.00	0.827	-	-	-	-	29,100	6,540	17,900	4,020	650	0.61	1.35
	22.00	0.866	-	-	-	-	32,500	7,310	20,500	4,610	600	0.67	1.48
	22.00	0.866	-	-	-	-	32,500	7,310	20,500	4,610	600	0.73	1.61
	22.00	0.866	-	-	-	-	32,500	7,310	20,500	4,610	600	0.65	1.43
	22.00	0.866	-	-	-	-	32,500	7,310	20,500	4,610	600	0.75	1.66
	22.00	0.866	6.50	0.256	-	-	32,500	7,310	20,500	4,610	600	0.75	1.66
	30.16	1.188	-	-	-	-	32,500	7,310	20,500	4,610	600	0.79	1.75
	30.16	1.188	6.50	0.256	-	-	32,500	7,310	20,500	4,610	600	0.79	1.75
	30.16	1.188	-	-	1.00	0.039	32,500	7,310	20,500	4,610	600	0.79	1.75
	25.00	0.984	-	-	-	-	43,500	9,780	29,200	6,560	500	1.32	2.90
	25.00	0.984	-	-	-	-	43,500	9,780	29,200	6,560	500	1.16	2.56
	33.34	1.312	-	-	-	-	43,500	9,780	29,200	6,560	500	1.26	2.79
	33.34	1.312	7.40	0.291	-	-	43,500	9,780	29,200	6,560	500	1.26	2.79
	33.34	1.312	-	-	1.50	0.059	43,500	9,780	29,200	6,560	500	1.26	2.79
	33.34	1.312	7.40	0.291	1.50	0.059	43,500	9,780	29,200	6,560	500	1.26	2.79
	25.00	0.984	-	-	-	-	43,500	9,780	29,200	6,560	500	1.19	2.62
	33.34	1.312	-	-	1.50	0.059	43,500	9,780	29,200	6,560	500	1.19	2.62

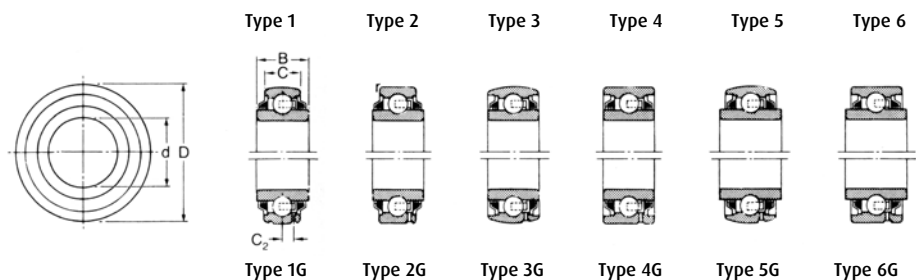
PDF and DNF series

PDF and DF series for round shafts



Outer diameter tolerances			
Nominal outer diameter (D)		Tolerance	
over (mm)	incl.	in 0.001 mm	in 0.0001 inch
30	50	0 to -11	0 to -4
50	80	0 to -13	0 to -5
80	120	0 to -15	0 to -6
120	150	0 to -18	0 to -7
150	180	0 to -25	0 to -10
180	250	0 to -30	0 to -12

Shaft diameter		RHP code		Type	Bore dimensions				External dimensions			
		Spherical outer diameter	Cylindrical outer diameter		d		Tolerance		D		B	
mm	Inch				mm	Inch	mm	Inch	mm	Inch	mm	Inch
	1 1/5	2/DNF140-13/16		1	30.176	1.1880	-0.013	-0.0005	80.00	3.1496	30.16	1.188
	1 1/5	PDFNF140-13/16Y		3	30.180	1.1880	-0.013	-0.0010	80.00	3.1496	30.16	1.188
	1 1/4	DNF140-11/4Y		1	31.763	1.2505	-0.013	-0.0005	80.00	3.1496	30.16	1.188
	1 1/4		DF140-11/4Y	2	31.763	1.2505	-0.013	-0.0005	80.00	3.1496	30.16	1.188
	1 1/4	PDFNF140-11/4Y		3	31.763	1.2505	-0.013	-0.0005	80.00	3.1496	30.16	1.188
	1 1/2	DNF11004		1	38.113	1.5005	-0.013	-0.0005	80.00	3.1496	42.68	1.688
	1 1/2		36/DF140-11/2	2	38.113	1.5005	-0.013	-0.0005	80.00	3.1496	42.68	1.688
	1 1/2	PDFNF140-11/2Y		3	38.113	1.5005	-0.013	-0.0005	80.00	3.1496	30.16	1.188
	1 1/2	PDFNF11016		5	38.113	1.5005	-0.013	-0.0005	80.00	3.1496	42.68	1.688
	1 1/2	28/PDNF145-11/2		3	38.990	1.5350	-0.250	-0.0100	85.00	3.3465	30.16	1.188
	1 1/2	28/PDN145-11/2G		3G	38.990	1.5350	-0.250	-0.0100	85.00	3.3465	30.16	1.188
40		DNF140-40GY		1G	40.000	1.5748	-0.013	-0.0005	80.00	3.1496	30.16	1.188
45		DNF145-45Y		1	45.000	1.7717	-0.013	-0.0005	85.00	3.3465	30.16	1.188
45		PDFNF145-45Y		3	45.000	1.7717	-0.013	-0.0005	85.00	3.3465	30.16	1.188
45		PDFNF145-45GY		3G	45.000	1.7717	-0.013	-0.0005	85.00	3.3465	30.16	1.188
45		DNF11006		1G	45.160	1.7780	-0.180	-0.0070	85.00	3.3465	36.15	1.438
	1 3/4	5/PDNF150-13/4		3	45.340	1.7850	-0.250	-0.0100	90.00	3.5433	30.16	1.188
	1 15/16	DNF150-115/16Y		1	49.225	1.9380	-0.013	-0.0005	90.00	3.5433	30.16	1.188
	1 15/16		DF150-115/16Y	2	49.225	1.9380	-0.013	-0.0005	90.00	3.5433	30.16	1.188
	1 15/16	PDFNF150-115/16Y		3	49.225	1.9380	-0.013	-0.0005	90.00	3.5433	30.16	1.188
	1 15/16	PDFNF150-115/16GY		3G	49.225	1.9380	-0.013	-0.0005	90.00	3.5433	30.16	1.188
	1 15/16		PDF150-115/16Y	4	49.225	1.9380	-0.013	-0.0005	90.00	3.5433	30.16	1.188
50		DNF150-50Y		1	50.000	1.9685	-0.013	-0.0005	90.00	3.5433	30.16	1.188
50		DNF155-50Y		1	50.000	1.9685	-0.013	-0.0005	100.00	3.9370	33.34	1.312
50		DNF155-50GY		1G	50.000	1.9685	-0.013	-0.0005	100.00	3.9370	33.34	1.312
	2 3/16	DNF155-23/16Y		1	55.578	2.1881	-0.015	-0.0006	100.00	3.9370	33.34	1.312
	2 3/16	PDFNF155-23/16Y		3	55.578	2.1881	-0.015	-0.0006	100.00	3.9370	33.34	1.312
	2 3/16	PDFNF155-23/16GY		3G	55.578	2.1881	-0.015	-0.0006	100.00	3.9370	33.34	1.312
	2 3/16		PDF155-23/16Y	4	55.578	2.1881	-0.015	-0.0006	100.00	3.9370	33.34	1.312
	2 3/16		PDF155-23/16GY	4G	55.578	2.1881	-0.015	-0.0006	100.00	3.9370	33.34	1.312



External dimensions							Load ratings				Speed limit	Weight	
	C		C ₂		r		C _r		C _{or}				
	mm	Inch	mm	Inch	mm	Inch	N	lbf	N	lbf	rpm	kg	lb
	18.00	0.709	–	–	1.00	0.039	29,100	6,540	17,900	4,020	650	0.63	1.39
	30.16	1.188	–	–	1.00	0.039	29,100	6,540	17,900	4,020	650	0.71	1.58
	21.00	0.827	–	–	1.00	0.039	29,100	6,540	17,900	4,020	650	0.64	1.41
	21.00	0.827	–	–	1.00	0.039	29,100	6,540	17,900	4,020	650	0.64	1.41
	30.16	1.188	–	–	1.00	0.039	29,100	6,540	17,900	4,020	650	0.70	1.55
	21.00	0.827	–	–	1.00	0.039	29,100	6,540	17,900	4,020	650	0.68	1.50
	21.00	0.827	–	–	1.00	0.039	29,100	6,540	17,900	4,020	650	0.68	1.50
	30.16	1.188	–	–	1.00	0.039	29,100	6,540	17,900	4,020	650	0.63	1.39
	30.16	1.188	–	–	1.00	0.039	29,100	6,540	17,900	4,020	650	0.72	1.59
	30.16	1.188	–	–	1.00	0.039	32,500	7,310	20,500	4,610	600	0.74	1.65
	30.16	1.188	6.50	0.256	1.00	0.039	32,500	7,310	20,500	4,610	600	0.74	1.65
	21.00	0.827	6.20	0.244	1.00	0.039	29,100	6,540	17,900	4,020	650	0.62	1.37
	22.00	0.866	–	–	1.00	0.039	32,500	7,310	20,500	4,610	600	0.63	1.39
	30.16	1.188	–	–	1.00	0.039	32,500	7,310	20,500	4,610	600	0.65	1.44
	30.16	1.188	6.50	0.256	1.00	0.039	32,500	7,310	20,500	4,610	600	0.65	1.44
	22.00	0.866	6.50	0.256	1.00	0.039	32,500	7,310	20,500	4,610	600	0.62	1.37
	30.16	1.188	–	–	1.00	0.039	35,000	7,870	23,200	5,220	550	0.79	1.75
	23.00	0.906	–	–	1.00	0.039	35,000	7,870	23,200	5,220	550	0.64	1.41
	23.00	0.906	–	–	1.00	0.039	35,000	7,870	23,200	5,220	550	0.64	1.41
	30.16	1.188	–	–	1.00	0.039	35,000	7,870	23,200	5,220	550	0.66	1.46
	30.16	1.188	6.70	0.264	1.00	0.039	35,000	7,870	23,200	5,220	550	0.66	1.46
	30.16	1.188	–	–	1.00	0.039	35,000	7,870	23,200	5,220	550	0.70	1.56
	23.00	0.906	–	–	1.00	0.039	35,000	7,870	23,200	5,220	550	0.63	1.39
	25.00	0.984	–	–	1.50	0.059	43,500	9,780	29,200	6,560	500	0.77	1.70
	25.00	0.984	7.40	0.291	1.50	0.059	43,500	9,780	29,200	6,560	500	0.77	1.70
	25.00	0.984	–	–	1.50	0.059	43,500	9,780	29,200	6,560	500	0.91	2.00
	33.34	1.312	–	–	1.50	0.059	43,500	9,780	29,200	6,560	500	0.96	2.13
	33.34	1.312	7.40	0.291	1.50	0.059	43,500	9,780	29,200	6,560	500	0.96	2.13
	33.34	1.312	–	–	1.50	0.059	43,500	9,780	29,200	6,560	500	1.05	2.33
	33.34	1.312	7.40	0.291	1.50	0.059	43,500	9,780	29,200	6,560	500	1.05	2.33

Bearings for powertrains/gears

NSK also offers tailored bearing solutions for powertrains and gears.

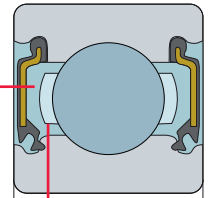


TM series – deep-groove ball bearings with a special seal

NSK's TM series is a range of deep-groove ball bearings which have been optimised for use with oil lubrication by adding special seals. The seal ensures that the oil flows through the bearing via a defined slit which prevents foreign bodies from entering the bearing

Features:

- › The seal stops dirt particles from getting into the bearing while allowing oil to enter
- › Less friction than with conventional contact seals
- › Sealed-in grease with a high affinity for gear oil to aid initial lubrication



Bearing series: The major dimensions are the same as for the standard deep-groove ball bearing series 62 and 63.



HR series – high-load deep-groove ball bearings

The HR series provides excellent performance in a wide range of applications.

Features:

- › Higher load ratings and longer lifetime
- › The major dimensions are identical to those of standard bearings
- › The ball diameter and quantity have been optimised

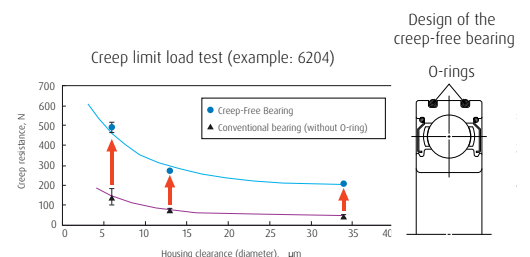


Creep-Free Bearing series

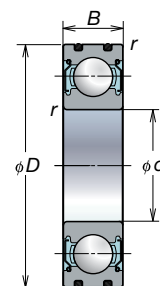
These bearings have two O-rings mounted in the outer ring to prevent creep.

Features:

- › O-ring stop the outer rings from creeping
- › Assembly is easy thanks to loose tolerance
- › Very little wear occurs on the bore surface of the housing, making reuse possible
- › The bearings can be used in existing housings because the dimensions are identical to those of standard bearings



TM Series - Deep groove ball bearing with special seal



Nomenclature

Example:

TM

205

C3

TM Series

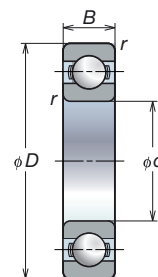
Basic number

Internal clearance

Dimensions (mm)			Load ratings (N)		Code
d	D	B	C _r	C _{0r}	
17	40	12	9550	4,800	TM203
17	47	14	13,600	6,650	TM303
20	47	14	12,800	6,600	TM204
20	52	15	15,900	7,900	TM304
22	50	14	12,900	6,800	TM2/22
22	56	16	18,400	9,250	TM3/22
25	52	15	14,000	7,850	TM205
25	62	17	20,600	11,200	TM305
28	58	16	16,600	9,500	TM2/28
28	68	18	26,700	14,000	TM3/28
30	62	16	19,500	11,300	TM206
30	72	19	26,700	15,000	TM306
32	65	17	20,700	11,600	TM2/32
32	75	20	29,400	17,000	TM3/32
35	72	17	25,700	15,300	TM207
35	80	21	33,500	19,200	TM307
40	80	18	29,100	17,800	TM208
40	90	23	40,500	24,000	TM308
45	85	19	31,500	20,400	TM209
45	100	25	53,000	32,000	TM309
50	90	20	35,000	23,200	TM210
50	110	27	62,000	38,500	TM310
55	100	21	43,500	29,300	TM211
55	120	29	71,500	44,500	TM311
60	110	22	52,500	36,000	TM212
60	130	31	82,000	52,000	TM312
65	120	23	57,500	40,000	TM213
65	140	33	92,500	60,000	TM313
70	125	24	62,000	44,000	TM214
70	150	35	104,000	68,000	TM314

Note: The maximum continuous operating temperature for a standard nitrile rubber seal is 110 °C.

HR series – high-load deep-groove ball bearings



Nomenclature

Example:



NSK's high-load deep-groove ball bearings (HR series) can significantly increase your application's service life. This goes hand in hand with a substantial reduction in servicing and repair costs.

Product features

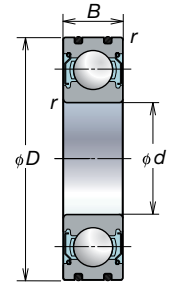
- › High load ratings (7% to 19% higher dynamic load ratings)
- › Optimised internal design
- › Pressed steel cage – larger rolling elements
- › Wide range of sizes available, including sealed units

Product benefits

- › Longer life (22% to 68% increase based on ISO L10 calculation)
- › Interchangeable with standard deep-groove ball bearings
- › Possible reduction in bearing size

Dimensions (mm)				Load ratings (N)		Code
d	D	B	r (min.)	C _r	C _{or}	
15	35	11	0.6	8,550	3,950	HR 6202
15	42	13	1.0	13,300	5,900	HR 6302
17	40	12	0.6	11,300	5,350	HR 6203
17	47	14	1.0	15,600	7,100	HR 6303
20	52	15	1.1	18,200	9,050	HR 6304
25	52	15	1.0	15,300	8,100	HR 6205
25	62	17	1.1	23,700	12,200	HR 6305
30	62	16	1.0	23,300	12,800	HR 6206
30	72	19	1.1	29,800	15,800	HR 6306
35	72	17	1.1	28,300	16,000	HR 6207
35	80	21	1.5	39,500	21,500	HR 6307
40	80	18	1.1	32,500	19,900	HR 6208
40	90	23	1.5	47,000	28,200	HR 6308
45	85	19	1.1	36,500	22,600	HR 6209
45	100	25	1.5	57,000	34,500	HR 6309
50	90	20	1.1	39,000	25,800	HR 6210
50	110	27	2.0	66,500	40,500	HR 6310
55	100	21	1.5	48,000	32,000	HR 6211
55	120	29	2.0	78,000	46,000	HR 6311
60	110	22	1.5	58,000	38,000	HR 6212

Creep-Free series



Code

Example: **6205** **CX** **C3**

Basic number —————

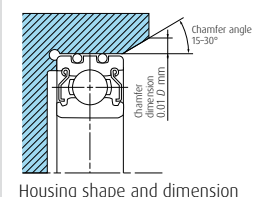
Creep-Free series —————

Internal clearance —————

Dimensions (mm)				Load ratings (N)		Code
d	D	B	r (min.)	C _r	C _{0r}	
10	26	8	0.3	4,550	1,970	6000CX
10	30	9	0.6	5,100	2,390	6200CX
10	35	11	0.6	8,100	3,450	6300CX
12	28	8	0.3	5,100	2,370	6001CX
12	32	10	0.6	6,800	3,050	6201CX
12	37	12	1.0	9,700	4,200	6301CX
15	32	9	0.3	5,600	2,830	6002CX
15	35	11	0.6	7,650	3,750	6202CX
15	42	13	1.0	11,400	5,450	6302CX
17	35	10	0.3	6,000	3,250	6003CX
17	40	12	0.6	9,550	4,800	6203CX
17	47	14	1.0	13,600	6,650	6303CX
20	42	12	0.6	9,400	5,000	6004CX
20	47	14	1.0	12,800	6,600	6204CX
20	52	15	1.1	15,900	7,900	6304CX
25	47	12	0.6	10,100	5,850	6005CX
25	52	15	1.0	14,000	7,850	6205CX
25	62	17	1.1	20,600	11,200	6305CX
30	55	13	1.0	13,200	8,300	6006CX
30	62	16	1.0	19,500	11,300	6206CX
30	72	19	1.1	26,700	15,000	6306CX
35	62	14	1.0	16,000	10,300	6007CX
35	72	17	1.1	25,700	15,300	6207CX
35	80	21	1.5	33,500	19,200	6307CX
40	68	15	1.0	16,800	11,500	6008CX
40	80	18	1.1	29,100	17,900	6208CX
40	90	23	1.5	40,500	24,000	6308CX
45	75	16	1.0	20,900	15,200	6009CX
45	85	19	1.1	31,500	20,400	6209CX
45	100	25	1.5	53,000	32,000	6309CX

Note on mounting Creep-Free bearings

- › When oil or grease is applied to the outer ring of the bearing, please use a mineral oil or a synthetic hydrocarbon oil (e.g. NSK's EA2)
- › Standard O-rings should only be used between -30 °C and 120 °C.
Please contact NSK for advice on other operating conditions



Note 1: Although recommended fits are G6 or H7, G6 is recommended when used in conditions that prioritise insertion under a light preload.

Seal technology

Designing suitable seals is one of the most fundamental challenges when it comes to developing bearings for agricultural machinery. The inside of the bearing needs reliable protection from dirt, plant remnants, fertilisers and moisture. The seals even have to withstand pressure washers.

Here are a few examples of different seal concepts:




Cassette seal with a steel disc			
Protection from coarse dirt:	10	Bearing types:	Bearing units
Protection from dust:	10	Seal speed capability	4
Protection from water:	10	Applications:	Disc harrows, sowing machines
Grease retention:	10		



Triple-lip seal with a packing disc			
Protection from coarse dirt:	9	Bearing types:	Four-point bearings etc.
Protection from dust:	9	Seal speed capability	5
Protection from water:	9	Applications:	Sowing machines
Grease retention:	9		



Triple-lip seal with a flinger			
Protection from coarse dirt:	9	Bearing types:	Flanged bearing units
Protection from dust:	9	Seal speed capability	5
Protection from water:	9	Applications:	Tilling
Grease retention:	9		



Integrated radial shaft seal			
Protection from coarse dirt:	9	Bearing types:	Double-row bearings, rollers
Protection from dust:	9	Seal speed capability	8
Protection from water:	7	Applications:	Pressure rollers etc.
Grease retention:	7		



Double-lip seal			
Protection from coarse dirt:	9	Bearing types:	Rollers etc.
Protection from dust:	7	Seal speed capability	7
Protection from water:	6	Applications:	Tilling
Grease retention:	7		



Triple-lip seal reinforced with sheet steel			
Protection from coarse dirt:	9	Bearing types:	Four-point bearings etc.
Protection from dust:	9	Seal speed capability	5
Protection from water:	9	Applications:	Sowing machines
Grease retention:	9		



Single-lip seal with an adjacent flinger			
Protection from coarse dirt:	8	Bearing types:	Inserts
Protection from dust:	7	Seal speed capability	8
Protection from water:	7	Applications:	Mounted units
Grease retention:	6		



Single-lip seal			
Protection from coarse dirt:	8	Bearing types:	Inserts
Protection from dust:	7	Seal speed capability	8
Protection from water:	7	Applications:	Mounted units
Grease retention:	6		

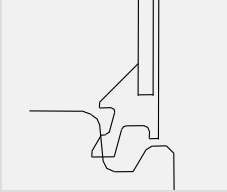
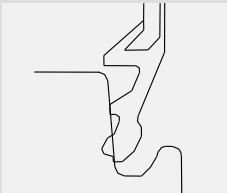


Axial contact seal			
Protection from coarse dirt:	6	Bearing types:	Rollers etc.
Protection from dust:	7	Seal speed capability	9
Protection from water:	7	Applications:	Mounted units
Grease retention:	5		

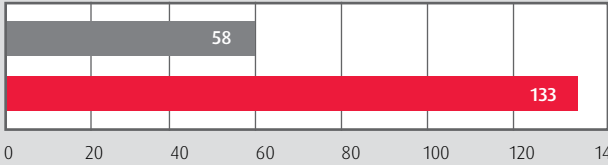
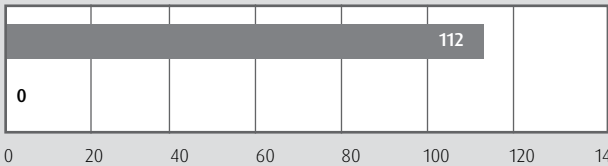
Rating							
10	Very good	8	Good	6	Fairly good	4	
9		7		5		3	
						2	Poor
						1	Not suitable

Seal technology

Comparison of the DU standard seal with the optimised DG seal for deep-groove ball bearings

	DU standard seal <ul style="list-style-type: none"> › Dust resistance Good › Water resistance Good › Grease retention Good
	Optimised DG seal <ul style="list-style-type: none"> › Dust resistance Very good › Water resistance Very good › Grease retention Very good

Reference bearings for the comparative test: 6303DDU/6303DDG

Dust test Test conditions: Speed: 4,500 min ⁻¹ Temperature: 80 °C Dust composition: JIS 3kind test*, 400 g Result: The bearings with the DDG seal last more than twice as long as the bearings with DDU seals.		Average running time (in hours until temperature suddenly rises) 
Water jet test Test conditions: Speed: 2,000 min ⁻¹ Amount of water: 1 l/min Duration of test: 2 hours Result: There was no indication of water ingress in the bearing with the DDG seal		Increase in weight (mg) 

Bearing series currently available with an optimised DDG seal									
Serie	00	01	02	03	04	05	06	07	08
60	DDG			DDG					
62		DDG	DDG	DDG	DDG			DDG	DDG
63			DDG	DDG	DDG	DDG	DDG	DDG	

* JIS 3kind test: quartz sand with an average grain size of 5 µm is stirred up in a box. The bearing rotates at a speed of 4,500 min⁻¹ in this box.

Other bearings for agricultural applications



Bearings

Deep groove ball bearings, cylindrical roller bearings, tapered roller bearings and spherical roller bearings in ISO standard dimensions for various applications



Double-row standard ball bearings and special ball bearings

Standard ball bearings, modified to suit or special solutions designed from new



Ball bearing units

Cast iron, pressed steel and polymer housings in various designs to ISO and JIS standards, with bearing inserts to suit

Increasing efficiency – with AIP, the value-added programme from NSK

Incorrectly applied or selected bearings can lead to anything from a reduction in machine performance to failure of an entire system. We support you in solving these technical problems. The value-added programme AIP incorporates a comprehensive service package which enables you to design both productive operation and maintenance processes with increased efficiency and consequently better profitability. With AIP, you reduce your costs at every value-added stage.

Concentrated knowledge, many years of experience

Thanks to their in-depth technical knowledge and industry know-how, the experienced NSK application engineers are able to identify profitability potential and recommend appropriate measures. Our experts work according to a procedure which has been tested in practice and standardised – the value cycle. The ideally coordinated solution for your application is developed in close cooperation with them.

AIP services made to measure

The comprehensive range of AIP services is purposely designed to enhance efficiency and competitiveness. Your NSK expert will advise you about which measures can be derived from the examination results and will support you in implementing them. An app developed specially by NSK helps to collect data quickly on site and to perform calculations. Another app presents success stories from various branches of industry.



AIP NSK Solutions

Example success stories show how profitability and reliability can be increased using tried and tested practices.

Cost Saver App

The cost savings calculator app enables potential cost savings to be calculated rapidly.



aip
NSK experts



- › Stores Survey
- › Workshop Survey
- › Process Map
- › Bearing Cross Referencing



- › Application Reviews
- › Machine Design Support
- › OEM Part Conversion
- › Diagnostics



- › Product Training
- › Application of NSK Bearings
- › AIP Training
- › Industry Specific Training



- › Bearing Condition Analysis
- › Failed Bearing Analysis
- › Lubrication Analysis
- › Material & Dimensional Analysis

Discover how you can increase your profitability with the help of our value-added AIP programme and our high-quality products. **We will be pleased to send you our complete AIP brochure or contact you personally. Please email your enquiry to us at: aus-nskenquiries@nsk.com**

Notes

NSK Sales Offices

Victoria (Head Office)

NSK Australia Pty Ltd
100 Logis Boulevard
Dandeong South VIC 3175
Tel: +61 3 97654400
Fax: +61 3 97654466

New South Wales

NSK Australia Pty Ltd
Suite A315, 20 Lexington Drive
Bella Vista NSW 2153
Tel: +61 2 9839 2300
Fax: +61 2 8824 5794

Queensland

NSK Australia Pty Ltd
1/69 Selhurst Street
Coopers Plains QLD 4108
Tel: +61 7 3347 2600
Fax: +61 7 3345 5376

Western Australia

NSK Australia Pty Ltd
Unit 1, 71 Tacoma Circuit
Canning Vale WA 6155
Tel: +61 8 9256 5000
Fax: +61 8 9256 1044

New Zealand

3 Te Apunga Place
Mt Wellington
Auckland 1060
Tel: +64 9 276 4992
Fax: +64 9 276 4082

www.au.nsk.com

